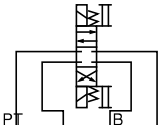













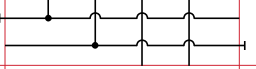



005 Series Modular Valves

■ Type of Modular Valve

Class	Name and Model Numbers	Graphic Symbols	Page
	Solenoid Operated Directional Valve DSG-005- * * * - * -40		★
Pressure Control Valves	Relief Valves (for "P-Line") MBP-005- * -20		F-8
	Reducing Valves (for "P-Line") MRP-005- * -20		F-8
Flow Control Valves	Throttle and Check Valves (for "A-Line", Meter-out) MSA-005-X-20		F-8
	Throttle and Check Valves (for "A-Line", Meter-in) MSA-005-Y-20		
	Throttle and Check Valves (for "B-Line", Meter-out) MSB-005-X-20		
	Throttle and Check Valves (for "B-Line", Meter-in) MSB-005-Y-20		
	Throttle and Check Valves (for "A&B-Lines", Meter-out) MSW-005-X-20		
	Throttle and Check Valves (for "A&B-Lines", Meter-in) MSW-005-Y-20		
Directional Control Valves	Check Valves (for "P-Line") MCP-005-0-20		F-8
	Pilot Operated Check Valves (for "A-Line") MPA-005-2-20		F-8
	Pilot Operated Check Valves (for "B-Line") MPB-005-2-20		
	Pilot Operated Check Valves (for "A&B-Lines") MPW-005-2-20		
Modular Plates and Mounting Bolts	End Plates (Blocking Plates) MDC-005-A-20		F-8
	Base Plates MMC-005- * -20		F-8
	Bolts Kits MBK-005- * -20		F-8

★ Please refer to the catalog page of "E: Directional Control Valves".

● Further information about 005 series modular valves, please consult your Yuken representative.

Relief Modular Valves

■ Specifications

Model Numbers	Max. Operating Pressure MPa	Max. Flow L/min
MBP-005-* -20	25	15



Reducing Modular Valves

■ Specifications

Model Numbers	Max. Operating Pressure MPa	Max. Flow L/min
MRP-005-* -20	25	15



Throttle and Check Modular Valves

■ Specifications

Model Numbers	Max. Operating Pressure MPa	Max. Flow L/min
MS *-005-* -20	25	15



Check Modular Valves

■ Specifications


Model Numbers	Max. Operating Pressure MPa	Max. Flow L/min
MCP-005-0-20	25	15



Pilot Operated Check Modular Valves

■ Specifications

Model Numbers	Max. Operating Pressure MPa	Max. Flow L/min
MP *-005-2-20	25	15



End Plates

Blocking plates are used for auxiliary mounting surface or for closing unnecessary circuits.




■ Specifications

Model Numbers	Max. Operating Pressure MPa
MDC-005-A-20	25

Base Plates For Modular Valves

■ Specifications

Model Numbers	Max. Operating Pressure MPa
MMC-005-* -20	25



Mounting Bolt Kits For Modular Valves

To mount the valves, four M4 bolts are used. The combination of valves varies with circuits. So, we have several mounting bolt kits suitable for different valve combinations.



Model Numbers

MBK-005-* -10